

# niftylift

# HR15N



(A) 15.5m  
51ft

(B) 13.5m  
44ft

(C) 9.7m  
32ft

225kg  
500lbs

1.5m x 0.8m  
4ft 11in x 2ft 8in

150°

180°

(D) 1.99m  
6ft 6in

(F) 1.5m  
4ft 11in

(H) 4.93m  
16ft 2in

(J) 6.4m  
21ft

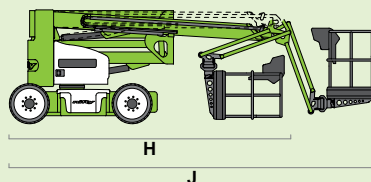
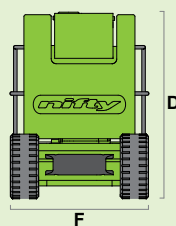
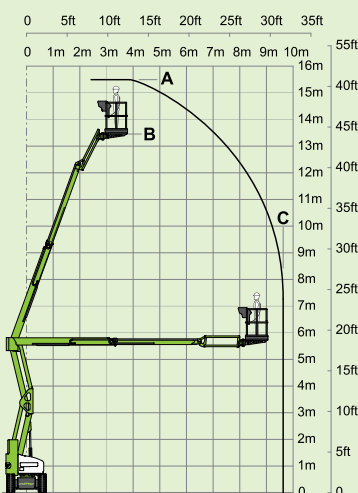
3.5km/h  
2.2mph

3.5m  
11ft 6in

25%  
14°

7250kg  
15980lbs


**ELECTRIC**  
**HYBRID**



**SiOPS® toughcage**

**niftylift**

Chalkdell Drive, Shenley Wood,  
Milton Keynes, MK5 6GF  
England, United Kingdom  
+44 (0)1908 223456  
sales@niftylift.com  
www.niftylift.com



IS-103