

TOWMATE
BUILT RUGGED

RHINO TXDP PLANT TRAILER



INNOVATION. PRECISION. STRENGTH.



Built from the ground up, the Rhino TXDP embraces the harsh environments associated with construction work. The tough galvanised steel chassis and modular design embodies the durability and strength that you've come to expect from Towmate Built Rugged® trailers.

We've included ground-breaking innovations, such as our pivot axle system, which prevents wheel and axle damage and ensures that your axles are never overloaded. We've also engineered a unique digger security system called Load Sentry®. This innovation ensures quick and effective loading and security of diggers and paired with our double angle ramp, takes loading to another level.

Available in two different weight capacities, with scope to customise with the features available, there is a Rhino TXDP plant trailer to suit every need.



*The model shown is the TXDP2817-27 with pivot axle system, Load Sentry®, 1700 double angle ramp, wheel & tyre and jockey wheel upgrades & Wheel Sentry®



* Model shown is the Rhino TXDP2817-27 standard trailer with upgraded jockey wheel and 1400 full-width ramp.

RHINO TXDP

RAISING THE STANDARD.

At the heart of the Rhino TXDP is a trailer designed to provide a pleasant towing experience. Its standard features ensure the Rhino is always competent in every situation.

Our modular chassis design allows complete customisation to your needs with options that are available for add-on in the future.



▲ HEAVY DUTY RUNNING GEAR

Features a 5 stud configuration with a heavy duty SFL bearing for durability and ease of maintenance.

40mm eye as standard. Option to change to a 50mm ball coupling with high security lock at no extra cost. ▼



◀ HEAVY DUTY MUDGUARDS

Bespoke welded steel construction offers a load bearing surface and enhanced durability. Covered in a high grip, anti-slip tape.

Made of heavy duty steel. Features bespoke high grip protrusions for safe access. The high grip durable steel surface also reduces slip hazards.

INTEGRATED SIDE STEPS ▼



LED DUAL VOLTAGE LIGHTING ▶

Full LED dual voltage lighting that is more reliable than bulb lights and provides better return on investment overall.



▲ All our trailers come with a 3 year warranty as standard (terms & conditions apply).



▲ SAFE ACCESS POINTS INTO THE DIGGER

Integrated side steps and load bearing mudguards allow safe access to machinery and equipment, and ensure that three points of contact can be maintained at all times.

The threaded ramp fastener offers better holding than ACME thread with additional locking pin and rubber buffer for a safe and quiet ride.

▼ RAMP FASTENER



▲ High grip protrusions in the ramp ensure better grip when loading.



▲ 2.5T RECESSED LASHING POINTS

4 lashing points, rated at 2.5T each provide multiple tie down points. Engineered so they tuck out of the way when not in use, these hooks provide a clear deck which is easy to clean.



▲ EXTENDED DRAWBAR

Ensures sufficient clearance so the digger boom never makes contact with the towing vehicle. Complete with universal bucket rest.



▲ 1400MM INDIVIDUAL RAMPS

The individual ramps are 1400mm long and manufactured from high grade galvanised steel. Can move to suit the track width of different machinery.






*The model shown is the TXDP2817-27 with pivot axle system, Load Sentry®, 1700 double angle ramp, wheel & tyre and jockey wheel upgrades & Wheel Sentry®

DO IT BETTER.

LOAD SENTRY® . OUR STRAPLESS DIGGER SYSTEM.

Load Sentry® enables fast and secure loading of diggers without the need of ratchet straps. This unique system also means you drive the digger onto the trailer in a forward direction. Operates as a simple load and go system.

It is a completely modular design and all the features are interchangeable. Each component can be added or removed separately to suit any requirements.




▲ SECURE BUCKET LOCKER & BREAKER STORE

A secure storage system for both buckets and breaker. The breaker store lies horizontal across the a-frame, with easy access from curbside for added safety. Ensures that additional buckets being carried can be secured to avoid theft. It is also removable to provide additional space in the frontier.

DIGGER ARM LOCK ►

Secures the boom of the digger to prevent sideways movement whilst travelling.





*The model shown is the TXDP2817-27 with pivot axle system, Load Sentry®, 1700 double angle ramp, wheel & tyre and jockey wheel upgrades & Wheel Sentry®



▲ DOUBLE ANGLE RAMP

The double angle ramp is a unique innovation which provides a smooth loading experience. The design softens the loading angle and removes the lurch when loading machinery.

The unique horizontal positioning of the gas struts ensures that they are safely out of harms way. The gas-assisted ramp means that lifting and lowering a full-width ramp is now truly a one man operation.

▼ GAS ASSISTED RAMP



The Rhino comes with three different ramp options: full width, individual and double angle. Choose between 1400mm and 1700mm loading ramps to suit your requirements.

RAMP OPTIONS ▼



▲ WHEEL SENTRY®

Our unique Wheel Sentry 2-in-1 wheel nut indicator and retainer. Recommended to ensure reduced risk of wheel loss.



▲ PIVOT AXLE SYSTEM OPTION

This unique axle system ensures that all four wheels always maintain contact with the road surface, avoiding circumstances which cause the front and rear axles to become overloaded. Ensures a smooth and pleasant towing experience. Scan the QR code to watch it in action!

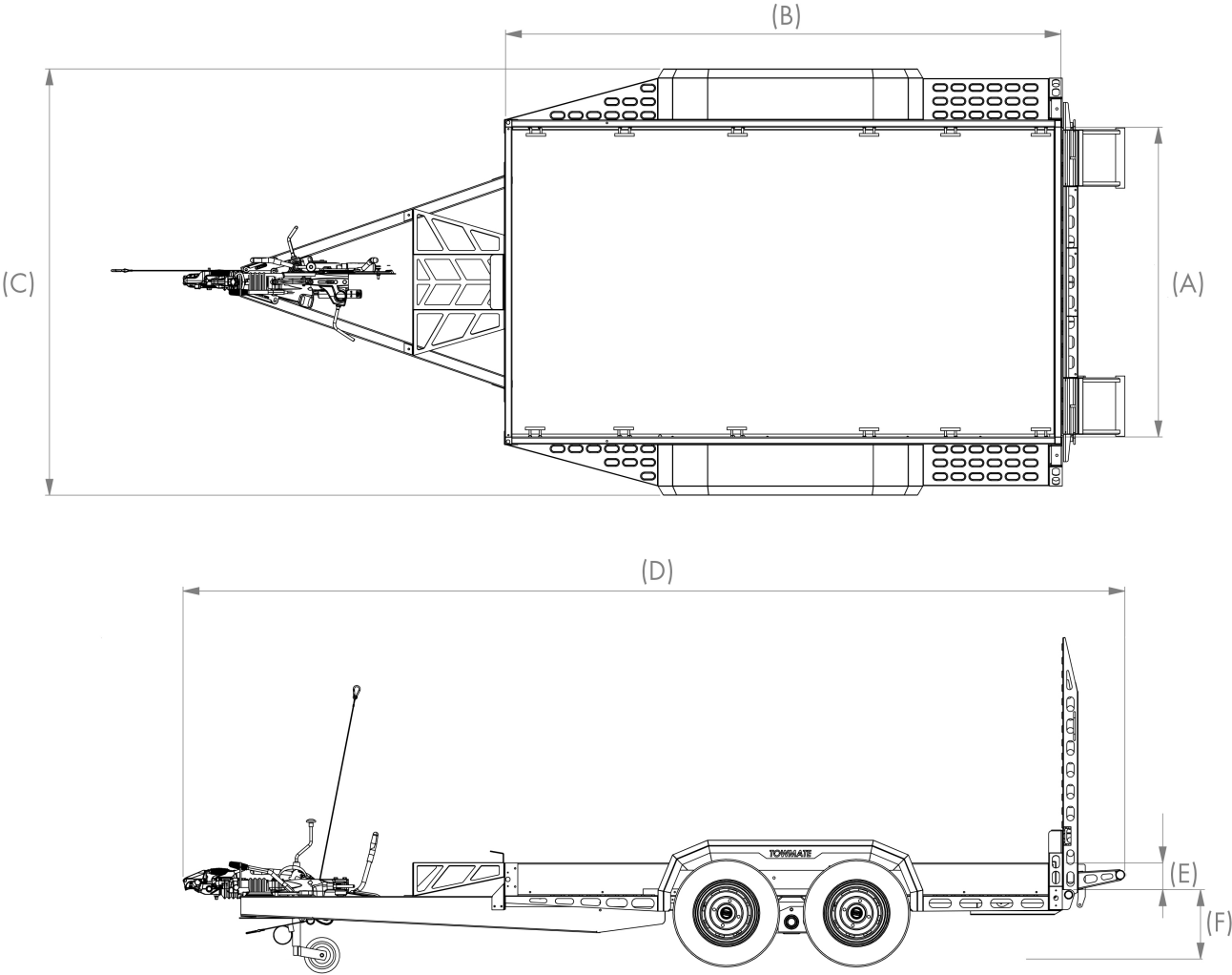




*The model shown is the TXDP2817-27 with pivot axle system, Load Sentry[®], 1700 double angle ramp, wheel & tyre and jockey wheel upgrades & Wheel Sentry[®].

RHINO TXDP

DIMENSIONS.



*Ramps available in both 1400mm & 1700mm

TECHNICAL SPECIFICATION

SKU Product Code	TXDP2813-27	TXDP2813-30	TXDP2813-35	TXDP3117-35
Capacity				
Gross kg	2700	3000	3500	3500
Payload kg (standard spec)	2161	2440	2895	2795
Unladen Weight kg (standard spec)	539	560	605	705
Dimensions				
(A) Internal Width (mm)	1300	1300	1300	1700
(B) Internal Length (mm)	2800	2800	2800	3100
(C) Overall Width (mm)	1940	1940	1940	2340
(D) Overall Length (mm)	4928	4928	4928	5208
(E) Side Height (mm)	147	147	147	147
(F) Loading Height (mm)	380	380	380	380
Running gear				
Axles	2	2	2	2
Pivot Axle System	○	○	○	○
165 R13 Wheel & Tyre Assembly	●	●	●	-
185/70 R13 Wheel & Tyre Assembly	○	○	○	●
Spare Wheel	○	○	○	○
2.5T Rated Lashing Points (2 pairs)	●	●	●	●
Cast Steel Coupling Head	No Cost Option	No Cost Option	No Cost Option	No Cost Option
40mm Eye Coupling	●	●	●	●
Wheel Sentry®	○	○	○	○
Bed & Rear Loading				
Plywood Flooring	●	●	●	●
Steel Grip Deck	○	○	○	○
Steel Grip Deck with GRP Mini Mesh Infill	○	○	○	○
Steel Grip Deck with Plywood Infill	○	○	○	○
1400 Individual Ramps - Pair	●	●	●	●

● Standard Equipment ○ Optional Equipment — Not available *Coming Soon!

TECHNICAL SPECIFICATION CONT.

SKU Product Code	TXDP2813-27	TXDP2813-30	TXDP2813-35	TXDP3117-35
Bed & Rear Loading Cont.				
1400 Full Width Ramp	○	○	○	○
1700 Individual Ramps - Pair	○	○	○	○
1700 Full Width Ramp	○	○	○	○
1700 Individual Double Angle Ramps	○	○	○	○
1700 Full Width Double Angle Ramp	○	○	○	○
Gas-assisted ramps (for full width ramps)	●	●	●	●
Deck Lights	*	*	*	*
Additional Options				
Digger Arm lock	○	○	○	○
Load Sentry®	○	○	○	○
Breaker Store & Bucket Rest	○	○	○	○
Standard Bucket Locker	○	○	○	○
Breaker Store & Bucket Rest Locker	*	*	*	*



*The model shown is the TXDP2817-27 with pivot axle system, Load Sentry®, 1700 double angle ramp, wheel & tyre and jockey wheel upgrades & Wheel Sentry®



*The model shown is the TXDP2817-27 with pivot axle system, Load Sentry®, 1700 double angle ramp, wheel & tyre and jockey wheel upgrades & Wheel Sentry®

Specifications subject to change as we are constantly seeking to improve our products for our customers. Photography may depict optional equipment. Towmate® trailers are available by contacting our sales team using the information below.

© Towmate Built Rugged®. A brand of ATE (UK) Ltd
Printed in the UK
March 2021 Edition.
United Kingdom Patent Publication No. 2583009

TOWMATE BUILT RUGGED®

For more information:
T: +44 1206 589552
E: sales@ate-uk.com
W: www.towmate.co.uk

Haven Road
Colchester
Essex
CO2 8HT

