

Manufactured to ISO 9001:2015 Quality Control System

# STAIRWELL PODIUM

## 1 Person Low Level Working Platform

### Safety Information:

#### IMPORTANT:

The unit has been designed to provide a safer way of working on staircases. Never use the Stairwell Podium until you have read the instructions fully and understood the following guide.


The Stairwell Podium allows stable, safe access whilst working on a staircase. This unit is ideal for 1 man use and rapid access.

#### **Component List**

- 1x Main frame
- 1x Platform
- 1x Brace
- 2x Stabilisers
- 4 x Adjustable legs with Baseplates

### **Safety Checklist**

1. Make sure that the equipment is in good working order.
2. The total load (person and equipment) must not exceed 150KG.
3. Ensure all components are present and correctly fitted before use.
4. Check all stabilisers are fitted securely and planted firmly on step



# GENERAL SAFETY RULES:

- ✓ Do not use if the product is damaged or has missing parts
- ✓ Do not use on unstable ground such as loose bricks, boxes or blocks
- ✓ Always check the unit is level before use
- ✓ Remove all materials before moving the unit
- ✓ Do not gain extra height by using boxes, ladders etc. on the platform
- ✓ Do not overload the unit
- ✓ Do not overreach out the unit
- ✓ Engage all stabilisers in their correct position before use on staircases
- ✓ Never climb the outside of the unit

## DO'S AND DONT'S



Read the instructions



Inspect before use



Face the access when ascending and descending



Only ascend or descend the LLWP using the access provided



Do not use on loose or slippery surfaces



Never more than one person



Do not overreach



Do not use damaged equipment



Do not use on sloping or uneven surfaces



Working Platform must be level



Never work near powerlines or other electrical equipment



Never use as a means of access to another place



Never move when a person is standing on a workplatform



Never stand on the side protection or use boxes, stepladders or other objects to gain extra height




Beware of finger traps where these potentially exist

Platform Height:	0.25M/0.5M Flat
Safe Working Load:	150KG
Width:	500MM
Unit Weight:	35KGS


1. Place any tools or materials on the landing above the stairs




2. Open mainframe out and lock the folding section



3. Extend legs at folding section end in preparation for placement on the stairs




4. Place unit in required position on the stairs **Note: Gate must be positioned to face the landing**



5. Ensure the unit is level by adjusting both the back and the front baseplates. Ensure both baseplates are straight and firmly planted in to place



6. Fit Stabilisers to each side of the unit at the folding section end facing down the stairs



7. Stabiliser to be securely fixed to the podium by tightening the palm wheel and coupler.



8. Climb through the unit, open the gate and retrieve the platform, position it on required level



9. Enter unit and close the gate behind you before commencing work

